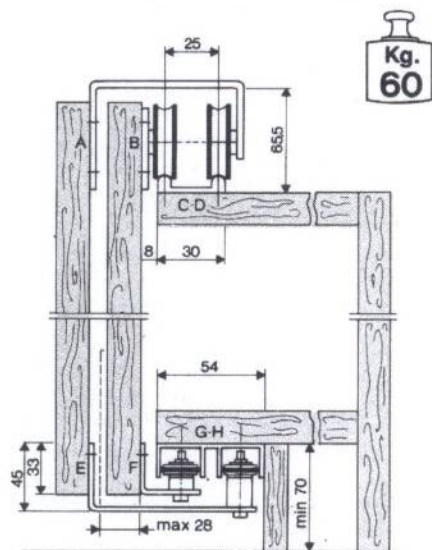


# ALU

# PLASTO

SOCIEDADE PORTUGUESA DE REPRESENTAÇÕES, UNIPESSOAL, LDA

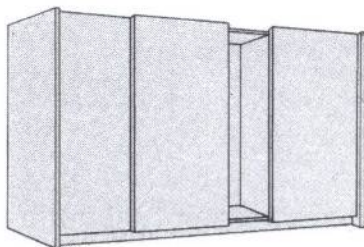
SEZIONE DI MONTAGGIO • MOUNTING SECTION



MASSIMO SPESSORE ANTA 28 mm.  
MAX DOOR THICKNESS 28 mm.

La guarnitura è caratterizzata da cuscinetti in nylon e cuscinetti di contatto in gomma. Non presenta parti visibili anteriormente.

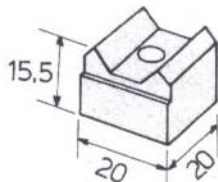
*Sliding door fittings for smooth and silent gliding action for bedroom wardrobe heavy door - Top mounting.*



- **Composizione guarniture - porta interna**  
(pezzi 2 B - 2 D - 2 E - 2 H)
- **Composizione guarniture porte esterne**  
(pezzi 2 A - 2 D - 2 E - 2 H)

**Art. 13-01**

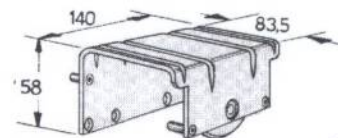
- Fermo inferiore
- Rail stop



H

**Art. 2033 - 31**

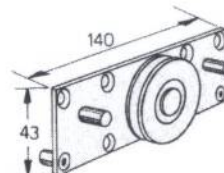
- Carrello esterno
- Outer door roller



A

**Art. 2033 - 41**

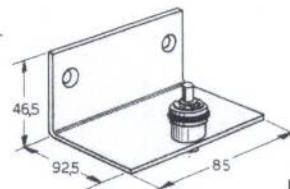
- Carrello interno
- Inner door roller



B

**Art. 2030 - 51**

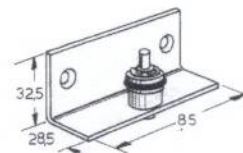
- Squadra esterna
- Inner guide roller



E

**Art. 2030 - 61**

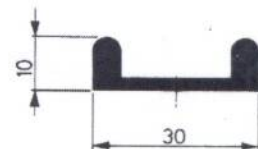
- Squadra interna
- Inner guide roller



F

**Art. 2030 - 20**

- Binario superiore in alluminio
- Aluminium track



C

**Art. 2033 - 71/72**

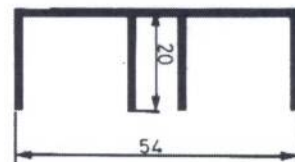
- Fermo superiore
- Left right up stop



D

**Art. 2030-21**

- Binario inferiore in alluminio
- Bottom aluminium channel



G