

# CONTROL PANEL CRM

Control unit and meteorological detection system



Push button  
part No. 40050U




KP Push button  
part No. 40770K



RC Remote Control  
part No. 40771L



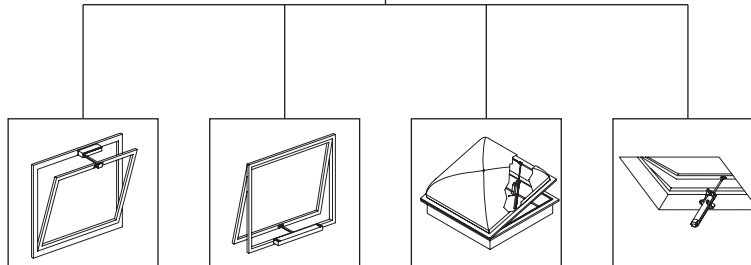
TH Thermostat  
part No. 40675K



RS Rain Sensor  
part No. 40450K



WS Wind detector  
part No. 37185V



Chain actuator

Chain actuator

Rack actuator

Spindle actuator

⚠ The instructions for a safe installation are included in the section "SECURITY WARNINGS"

## CRM CONTROL PANEL

The meteorological CRM control panel, that is able to drive up to four actuators or group of actuators, allows the automatic closing of the windows in case of rain or wind alarm conditions detected by the sensors or by the intervention of the thermostat.

|                                | CRM1      | CRM2        |
|--------------------------------|-----------|-------------|
| INPUT VOLTAGE SUPPLY           | 230 Vac   | 230 Vac     |
| OUTPUT VOLTAGE SUPPLY          | 24 Vdc    | 230 Vac     |
| OUTPUT ( max load each output) | 4 for 1 A | 4 for 1,7 A |


| TECHNICAL FEATURES OF THE CONNECTED ACTUATORS: |                       |                 |
|--|-----------------------|-----------------|
| ELECTRIC CONNECTION                            | 2 wires               | 3 wires + earth |
| OPERATION                                      | by polarity inversion |                 |
| ABSORPTION (with max load)                     | 4 A                   | 7 A             |

|          |        |        |
|----------|--------|--------|
| PART No. | 40769J | 40820I |
|----------|--------|--------|

**KP PUSH BUTTON**

PART No. 40770K

Using this push button it is possible to select and drive separately the four actuators or groups of actuators, or operate the four lines contemporary.



**RC REMOTE CONTROL**

PART No. 40771L


On the KP push button there is an infra-red receiver that allows the use of the RC remote control having the same functions of the push button. The remote control is supplied with a proper wall support.



**PUSH BUTTON**

PART No. 40050U

Moreover it is possible to operate manually all the actuators contemporary, connecting to the CRM a standard double push button with return spring. The closing and opening inputs are memorized for three minutes in order to allow also at the actuators with very long stroke to complete their movement.



The control panel is arranged for the connection of three sensors that control the weather events:

**TH THERMOSTAT**

PART No. 40675K

The thermostat, if present, has the priority on the manual control: if the temperature is superior to the set one, the windows open, if inferior the windows close; to disable the thermostat act on its selector. Particularly suitable for conservatories and mansards. Built in on/off switch.



**RS RAIN SENSOR**


PART No. 40450K

In case of rain, the rain sensor sends the signal for window automatic closing that is indicated by a red LED in front of the control panel; it is possible to disconnect this sensor acting on the on/off switch on the front of the control panel.

Further to the sensor intervention it is not possible, without disabling this sensor, to control the actuators until 8 min. after the end of the event.

A heating element prevents dew formation on the surface.

Particularly suitable for roof windows and sloping top hinged windows.



**WS WIND DETECTOR**

PART No. 37185V

It emits a variable signal according to the wind intensity and acts on the control panel as the rain sensors do.

With reference to the anemometer, it is possible to choose, using a rotating selector with 10 positions, at which wind speed the control panel operates the closing. Selecting 0 the anemometer is disabled while positions from 1 to 9 correspond to Beaufort wind force scale.

